



# AVID at Glasgow Middle School



**Claire White**  
AVID Coordinator  
AVID 7 & 8 teacher

**Sarah Wolf**  
AVID 6 Teacher

# What is AVID?



**A**dvancement

**V**ia

**I**ndividual

**D**etermination

AVID's mission is to close the opportunity gap by preparing all students for college and career readiness and success in a global society.

# AVID's Program Goals

AVID's goal is to ensure that students capable of completing a college preparatory path will:

- **Succeed** in the most **rigorous curriculum**.
- **Actively participate** in the school **community**.
- **Enroll** in a four-year **college**.
- Become **educated** and **responsible** participants and **leaders** in a **democratic society**.

# What is the AVID Elective?

Would your student benefit from the following?

- Having **discussions** and **collaborative problem-solving** in small groups.
- Learning how to **study effectively** for every subject.
- **Organizing** time, materials, thoughts, and writing.
- Getting and staying **motivated** to succeed in school.
- Exploring a variety of **careers** and pathways to **postsecondary success**.




# Who is a strong candidate for AVID?

Does your student fit into one or more of the following categories?

- First in family to attend a four-year college in the U.S.
- Economically disadvantaged
- Current GPA of 2.0–3.5
- Determined to go to college
- Willing to take some advanced courses and put in the necessary work
- Good attendance record
- Appropriate classroom behavior with few or no discipline referrals
- Willing to take AVID as an elective in order to reach goals

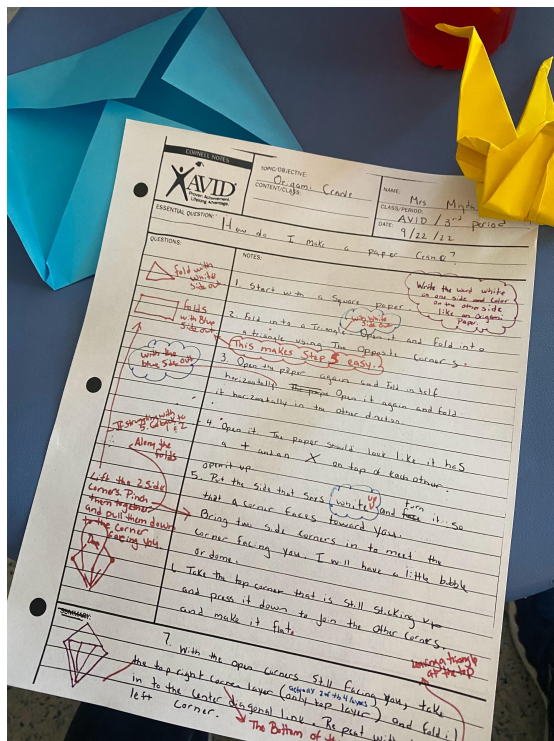
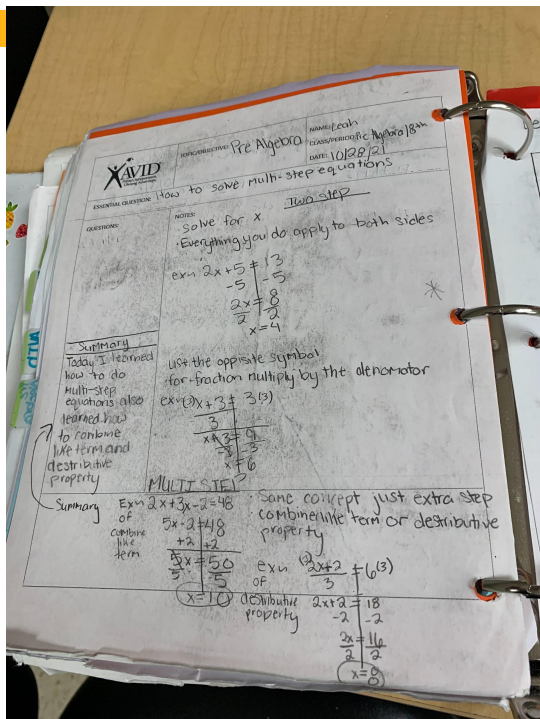
If you've answered "yes" to any of the above, then AVID might be a great match!






# Binders and Agendas



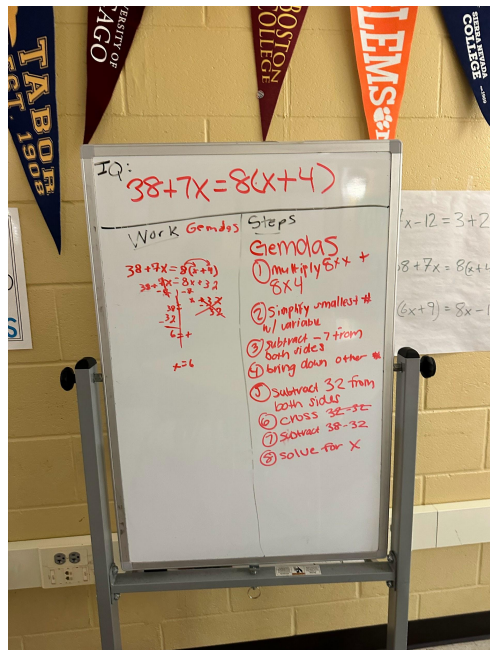



# The Focused Note-Taking Process



<p><b>Taking Notes</b></p> 	<p><b>Create the notes.</b> Select a note-taking format, set up the note page, record the Essential Question, and take notes based on an information source (lecture, book, website, article, video, etc.), selecting, paraphrasing, and arranging information in a way that meets your note-taking objective.</p>
<p><b>Processing Notes</b></p> 	<p><b>Think about the notes.</b> Revise notes—by underlining, highlighting, circling, chunking, questioning, adding, deleting—to identify, select, sort, organize, and classify main ideas and details. Evaluate the relative importance of information and ideas in the notes.</p>
<p><b>Connecting Thinking</b></p> 	<p><b>Think beyond the notes.</b> Analyze the notes using inquiry to make connections and deepen content knowledge by asking questions and adding your own thinking to create greater understanding, identify gaps or points of confusion, and connect your new learning to what you already know.</p>
<p><b>Summarizing and Reflecting on Learning</b></p> 	<p><b>Think about the notes as a whole.</b> Pull together the most important aspects of your notes and your thinking about them to craft a summary that captures the meaning and importance of the content and reflects on how the learning helps you meet the note-taking objective.</p>
<p><b>Applying Learning</b></p> 	<p><b>Use the notes.</b> Save and revisit your notes as a resource or learning tool to help you apply or demonstrate what you have learned.</p>

# Tutorials





### Tutor and Group Members:

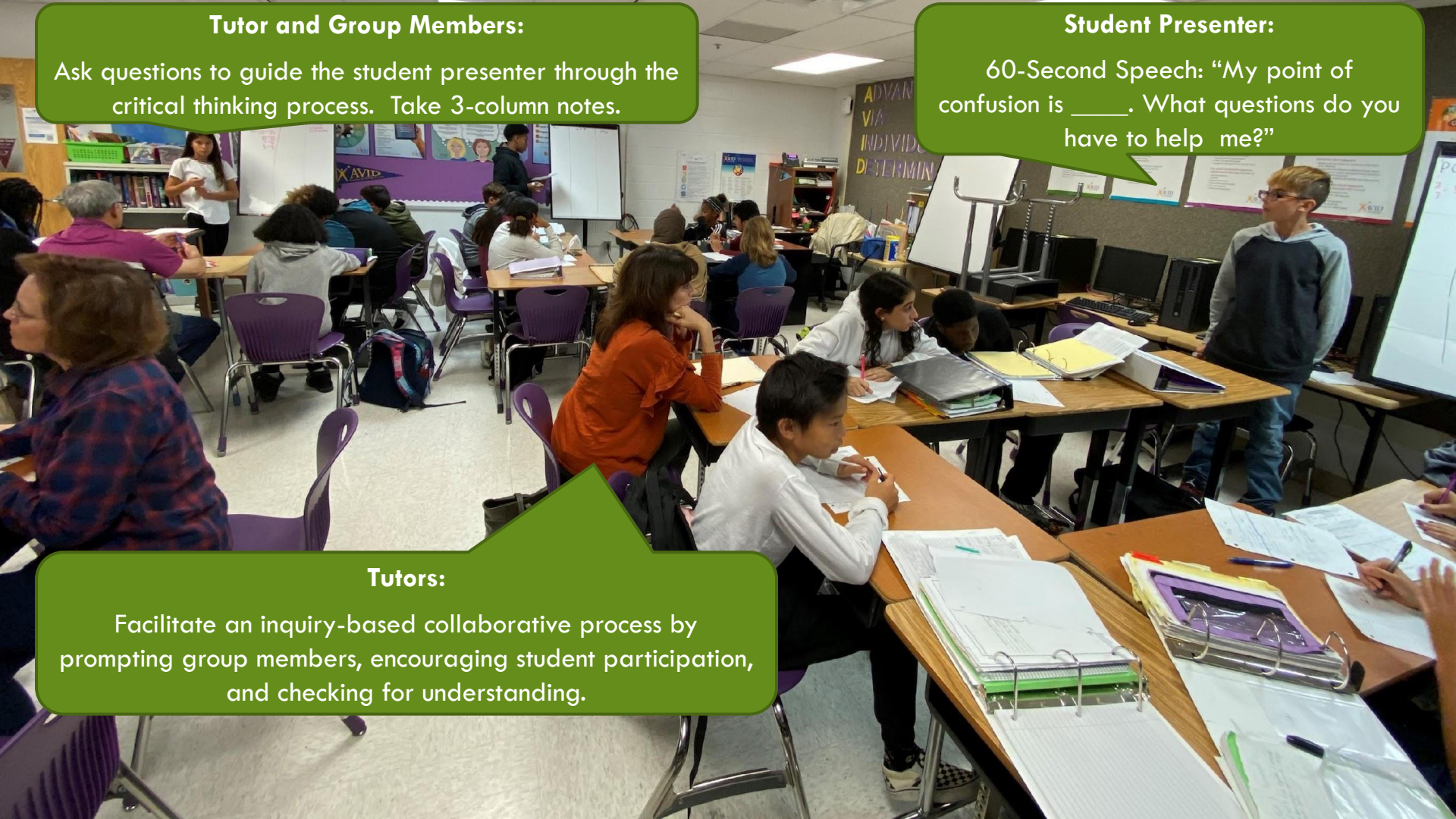
Ask questions to guide the student presenter through the critical thinking process. Take 3-column notes.

### Student Presenter:

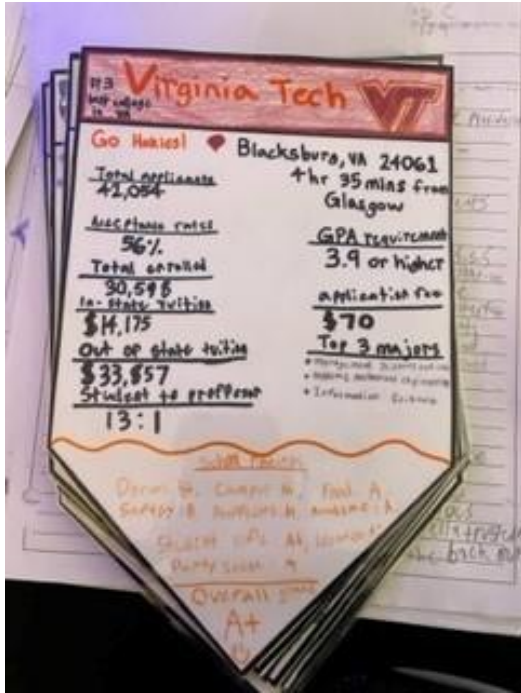
60-Second Speech: "My point of confusion is \_\_\_\_\_. What questions do you have to help me?"

### Tutors:

Facilitate an inquiry-based collaborative process by prompting group members, encouraging student participation, and checking for understanding.



# College and Career Research




College visits this year:

- NVCC
- GMU
- JMU or Maryland

Guest Speakers



# Team Building



# Next Steps

1. [AVID Applications](#) (Google Form)  
Due February 20
2. Interviews

Speak to your student's counselor for more information



# What questions do you have?

Contact:

Claire White // [clwhite2@fcps.edu](mailto:clwhite2@fcps.edu)